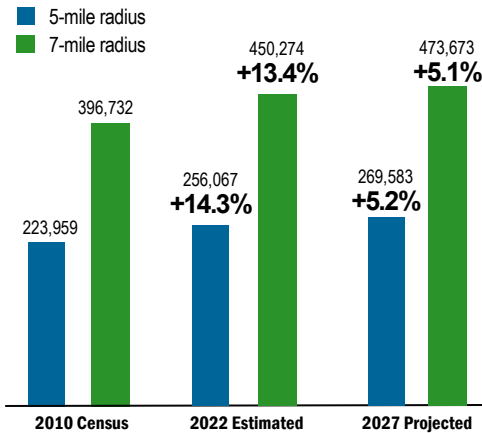
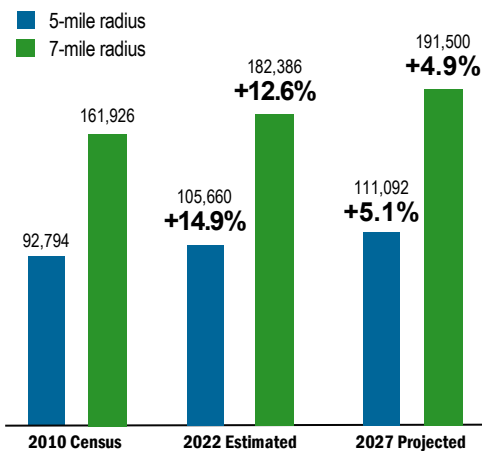


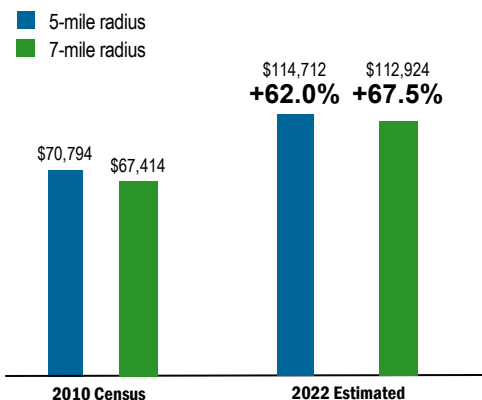
### Population Growth



### Households



### Average Household Income



Household Income	5-Mile Radius	7-Mile Radius
\$250,000+	7.9%	8.1%
\$150,000-\$249,999	15.2%	13.8%
\$100,000-\$149,999	17.9%	17.1%
\$75,000-\$99,999	13.2%	13.2%
\$50,000-\$74,999	17.2%	17.2%
\$35,000-\$49,999	12.5%	13.0%
Less than \$35,000	16.2%	17.8%

Household Values	5-Mile Radius	7-Mile Radius
\$750,000 +	5.4%	7.2%
\$400,000 - 749,999	24.0%	23.0%
\$200,000-\$399,999	53.7%	49.5%
\$100,000-\$199,999	14.8%	16.6%
Less than \$99,999	2.1%	3.8%

Education	5-Mile Radius	7-Mile Radius
High School Graduate	19.2%	20.6%
Some College/Associate	31.6%	31.4%
Bachelor's Degree	28.2%	26.9%
Master's Degree	11.0%	10.3%
Professional School or Doctorate	2.8%	2.8%

Average Persons	5-Mile Radius	7-Mile Radius
Per Household	2.4	2.5

Average Age	5-Mile Radius	7-Mile Radius
	40.2	39.2

Radius center: State Highway 183 and Central Drive, Bedford. Source: 2022 Claritas.